

# NORTH BAY REGION ACADEMIC DECATHLON



## A Contest of Academic Strength

Providing academic competition to encourage, acknowledge and reward academic excellence through teamwork among students of all achievement levels.

Coordinated by the  
**Solano County Office  
of Education**

**For More Information:**

Educational Services Department  
Ken Scarberry, Director of Youth Development  
4522 Abernathy Road, Fairfield, CA 94534  
Phone: (707) 646-7603

[kscarberry@solanocoe.net](mailto:kscarberry@solanocoe.net)

# SUPER QUIZ RELAY ORIENTATION PACKET

## Table of Contents

WHAT'S "SUPER" ABOUT THE "QUIZ"!? .....	2
MY JOB AS A PROCTOR .....	2
WHAT'S IN MY PROCTOR'S KIT? .....	2
COMPETITION FORMAT .....	3
PROCEDURES FOR EACH ROUND .....	3
AT THE END OF EACH ROUND .....	4
AFTER THE FINAL ROUND .....	4
ITEMS TO WATCH .....	4
SAMPLE SCANTRON SHEET .....	5
ARENA DIAGRAM .....	6
STATION DIAGRAM.....	7
EVALUATION PAGE (complete & return to test center)...	last page

**WHAT'S "SUPER" ABOUT THE "QUIZ"!?**

---

1. This year, the Super Quiz™ will focus on the introduction to Geology and includes a case study of the Dust Bowl. Additional studies include understanding the earth system; processes on the surface of the earth; earth's internal processes; and earth's resources.
2. The Super Quiz Relay counts 40% of the team's total Super Quiz score. Earlier today, decathletes took a written Super Quiz exam that counts 60% of the team's total Super Quiz score.
3. It's Public! This is the only event that parents, peers, and other fans can watch.
4. It's the end of a very long competition! Objective tests, Essays, Interviews and Speeches are complete!

**WHAT'S MY JOB AS A PROCTOR?**

---

1. Partner with another proctor (when available).
2. Make sure the Scantron I.D. number matches the I.D. number on the decathletes name badge.
3. Help decathletes feel comfortable and monitor irregularities during competition.
4. Score decathlete Scantron sheets ["+" = correct & "—" = incorrect].
5. Display the scores for the audience.
6. Fill in the tally sheet at the end of each round.
7. Hold up a hand if there is any irregularity during the round for a floor monitor to assist.

**WHAT'S IN MY PROCTOR'S KIT?**

---

1. 12 official Scantron answer sheets.
2. 3 rounds of test booklets (3 sets per round): Round 1: Varsity; Round 2: Scholastic; Round 3: Honor
3. 1 master score sheet (NCR)
4. 1 team roster with I.D. numbers
5. 1 competition diagram with team numbers
6. 1 set of color-coded, display numbers (1, 2, 3)
7. 1 bag containing the following:
  - ✓ 2 black pens for preparing Master Score Sheet
  - ✓ 6 No. 2 pencils
  - ✓ 2 Non-Photo Blue-pencils for scoring on Scantron Sheets

**COMPETITION FORMAT**

---

1. There will be three rounds of competition with, up to, three decathletes, per round.
  - Varsity (decathlete number's "\_\_\_ 7," "\_\_\_ 8," "\_\_\_ 9")
  - Scholastic (decathlete number's "\_\_\_ 4," "\_\_\_ 5," "\_\_\_ 6")
  - Honor (decathlete number's "\_\_\_ 1," "\_\_\_ 2," "\_\_\_ 3")

*\* Some teams will be competing with less than a full team; therefore, chairs may be vacant.*
2. Decathletes will sit single file when competing and individually answer the same 10 questions for that round.
3. Each round will have a different set of 10 questions.

#### **BEFORE THE COMPETITION BEGINS:**

1. Take a seat beside the decathlete competitors' chairs.
2. Verify there is a stiff board on each decathlete's chair.
3. Verify materials in the proctor's kit (see list above).
4. Determine each proctor's responsibilities following orientation.

#### **PROCEDURES FOR EACH ROUND**

1. When emcee indicates, distribute a Scantron sheet and a pencil to the decathletes.  
Have each decathlete print their name and I.D. number in the appropriate area of the Scantron. Verify his/her name and I.D. number are correctly written on the Scantron. Decathletes will be wearing I.D. Badges with their names and I.D. numbers printed on them for verification.
2. When emcee indicates, distribute test booklets. Be sure to distribute the correct test booklet and instruct decathletes **not to open test booklet** until told to do so.
  - ★ The test booklet for Round 1 will be clearly marked on the front cover as Varsity.
  - ★ The test booklet for Round 2 will be clearly marked on the front cover as Scholastic.
  - ★ The test booklet for Round 3 will be clearly marked on the front cover as Honor.
3. Instruct decathletes to mark answers in spaces 1 – 10 on their Scantron.
4. No marks can be made in the test booklet or Scantron until the Quiz Master has read ALL answer choices and announces, "begin."
5. Decathletes have seven (7) seconds after the last possible answer is read to respond to the question. Decathletes are to hold up their pencils when the emcee announces, "stop."
6. The Proctor will score each answer using the Non-Photo Blue pencil. The procedure is as follows:
  - (1) After the emcee announces the correct answer, circle the answer marked by the decathlete using the Non-Photo Blue pencil.
  - (2) Second, record a "+" (plus) for correct or a "-" (minus) for incorrect to the right of the answer.
  - (3) Third, determine the number of CORRECT answers (1, 2, 3) for the team and display that number to the audience by using the laminated display numbers.

#### **AT THE END OF EACH ROUND**

1. Collect the Test Booklets and return them to the folder.
2. Total the number of correct answers and record that number in the section labeled "ROOM NUMBER" of the Scantron.
3. Collect the Scantrons from each Decathlete in numerical order (i.e., 7-8-9, 4-5-6, 1-2-3) and hold them up for a floor supervisor to collect the Scantrons.
4. Once the emcee has indicated that decathletes may leave, instruct decathletes to leave. Be sure the testing material remains on the seat.
5. Repeat for the next round of testing.

### **AFTER THE FINAL ROUND**

1. Keep the Honor decathletes in their chairs until the Super Quiz activities have concluded.
2. Collect all remaining test materials (tests, boards, pencils, etc..) and return to main folder.
3. Collect the Scantrons from each Decathlete in numerical order (i.e., 1-2-3) and hold them up for a floor supervisor to collect.

### **ITEMS TO WATCH**

1. Make sure NO ONE begins writing until the Emcee reads all of the answer choices and says, "Begin."
2. ALL decathletes are marking answers on numbers 1 - 10 of the Scantron sheets.
3. Watch carefully that the decathletes are marking their answers on the appropriate answer line on the Scantron. No answer marked in a test booklet will be accepted.
4. Pencils are held up when time is called.
5. Make sure that no erasures of answers are made AFTER the correct answer has been announced.
6. Test Booklets are collected after each round. Writing boards and pencils remain on chair seats.
7. Proctors monitor "Roving" eyes. Report test infraction to a Supervising Proctor who will notify the Competition Director. They will make the final determination as to the score(s) for the decathlete(s) in question. Their decision will be final, and no appeals will be accepted.

### **THE RED CARD**

1. The Red Card is to notify the emcee to "stop."
2. The Red Card may be raised by any proctor or floor supervisor when additional time is required to resolve a situation.
3. Proctors and floor supervisors should avoid raising the Red Card when the emcee is reading a question or answers to a question.

**THANK YOU FOR VOLUNTEERING YOUR TIME!**

# SAMPLE SUPER QUIZ SCANTRON

1  
2  
0  
2

KEY

WRITE ID NUMBER HERE

DIRECTIONS  
• MAKE DARK MARKS  
• ERASE COMPLETELY TO CHANGE  
• EX: [bubble] [bubble] [bubble]

U.S. ACADEMIC DECATHLON

USA

STUDENT'S NAME  
SUBJECT  
ROOM NUMBER

7

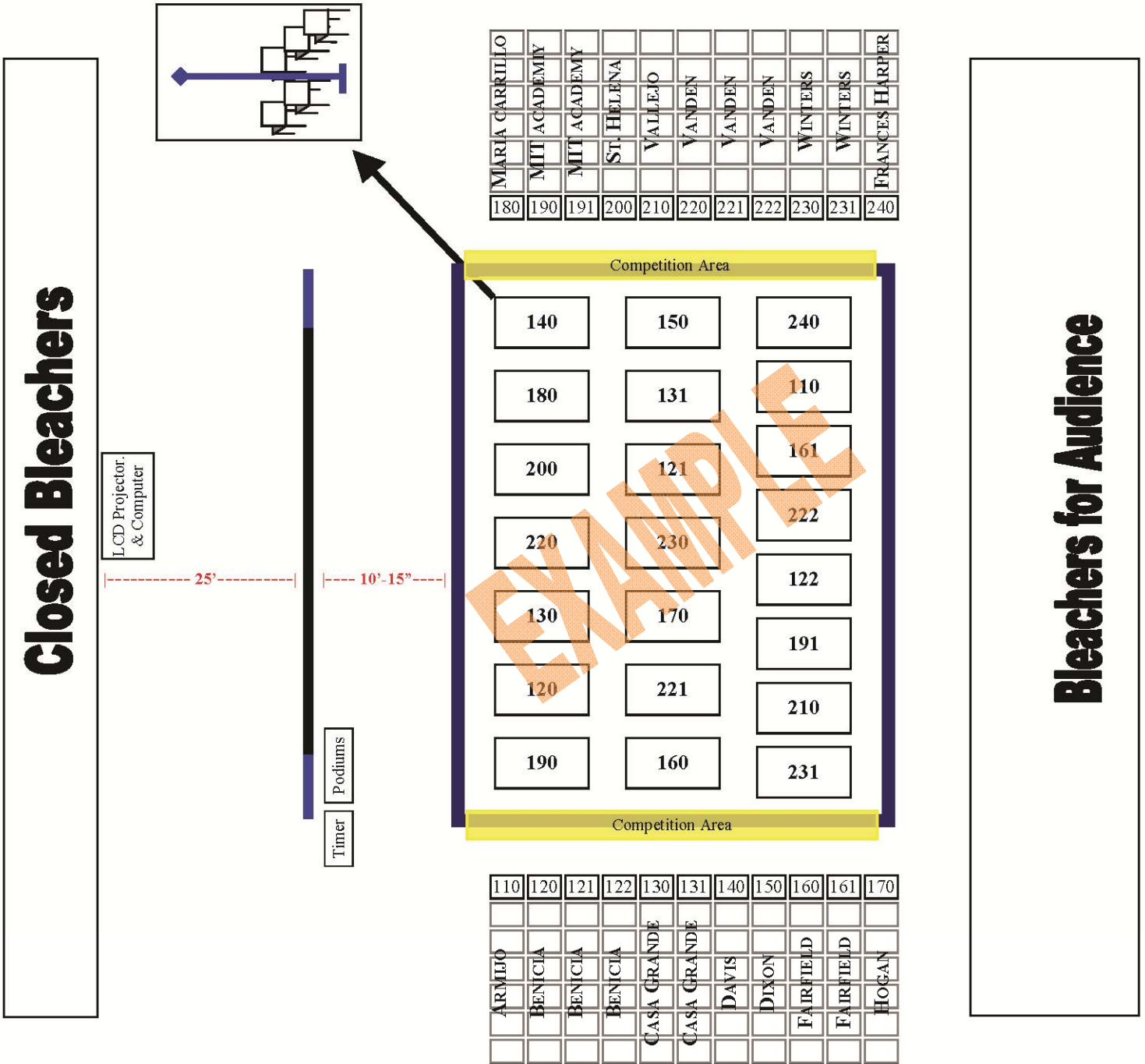
Decathlete will "enter" and "fill" his/her I.D. number in the first (top) four rows:  
ID #: 1202

- General Information
- Fill in only one bubble, per row.
  - Use a non-photo blue pencil to circle the decathlete's answer after time has been called for that question.
  - Mark a "+" for a correct answer.  
Mark a "-" for an incorrect answer.
  - An empty row equals an incorrect answer. It's better to guess than leaving a row blank.
  - More than one bubble filled (per row) equals an incorrect answer.

Decathlete will complete the following:

- Print First Name, **Only**
- Print Subject Tested

**TOTAL SCORE FOR THIS SCANTRON.**



At the beginning, have the Varsity students find their seat in the competition area. The rest of the decathletes from that team are to sit in the waiting area on the gymnasium floor. All other Decathletes are to sit in the bleachers.

Diagram for all three rounds

**SCREEN**

Round 1

Varsity  
 X ### 7  
 X ### 8  
 P ### 9

Round 2

Scholastic  
 X ### 4  
 X ### 5  
 P ### 6

Round 3

Honors  
 X ### 1  
 X ### 2  
 P ### 3

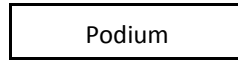
X = Proctor

P = Score Stands (School & Number -first three digits of ID)

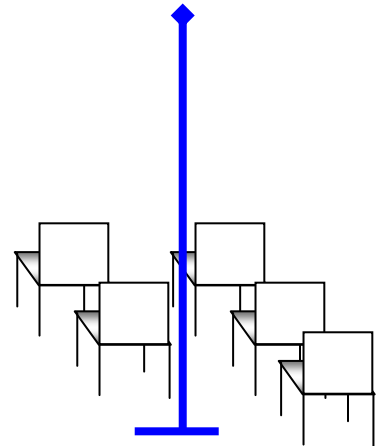
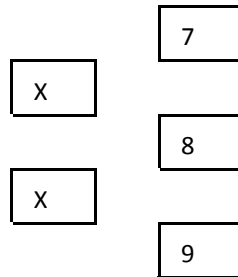
(Students will sit and face the screen)

# STATION DIAGRAM

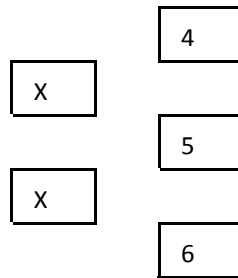
Team Seating--Competition Area



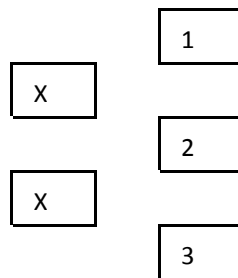
## ROUND 1: Varsity Students



## ROUND 2: Scholastic Students



## ROUND 3: Honor Students



**X = Proctor**

## Super Quiz Relay EVALUATION FORM

Chart: Y = Yes    N = No      ⑤ = Excellent   ④ = Great    ③ = Average   ② = Below Average   ① = Poor	Yes	Rating
Questions / Comments	No	
1. Do you feel you were given adequate training to perform your job? Comments:	<input type="checkbox"/> Y  <input type="checkbox"/> N	⑤ ④ ③ ② ①
2. What was the most critical component of the training that you found valuable?		
3. Was the time allotted sufficient for the training? Comments (suggestions):	<input type="checkbox"/> Y  <input type="checkbox"/> N	⑤ ④ ③ ② ①
4. Was the time allotted sufficient for each decathlete, judging, etc., in the actual session? Comments (suggestions):	<input type="checkbox"/> Y  <input type="checkbox"/> N	⑤ ④ ③ ② ①
5. Would you be willing to judge again in the future? If yes, print name and phone number at the bottom of this evaluation form. Comments (suggestions):	<input type="checkbox"/> Y  <input type="checkbox"/> N	

*Additional comments can be made on the back of this evaluation form.*

Print Name (optional): \_\_\_\_\_ Phone: \_\_\_\_\_